

FUTEK MODEL LTH350

DONUT / THRU HOLE LOAD CELL AVAILABLE WITH I.D.'S FROM 1/8 TO 5/8

Drawing Number: FI1005-C

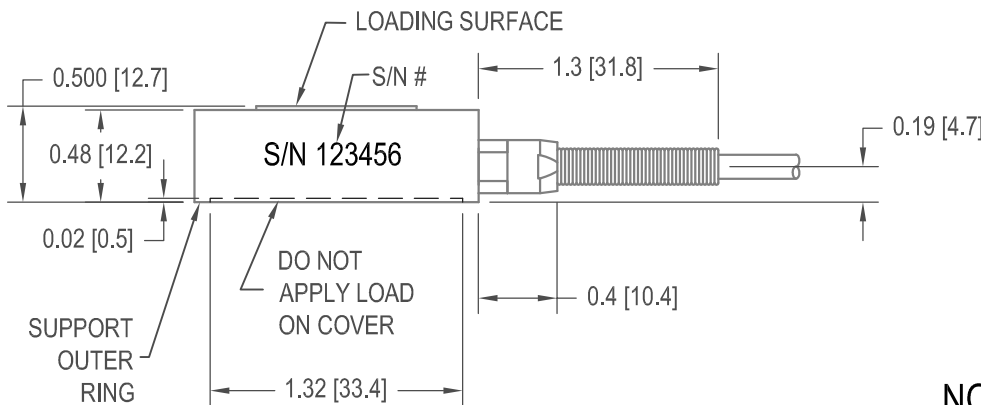
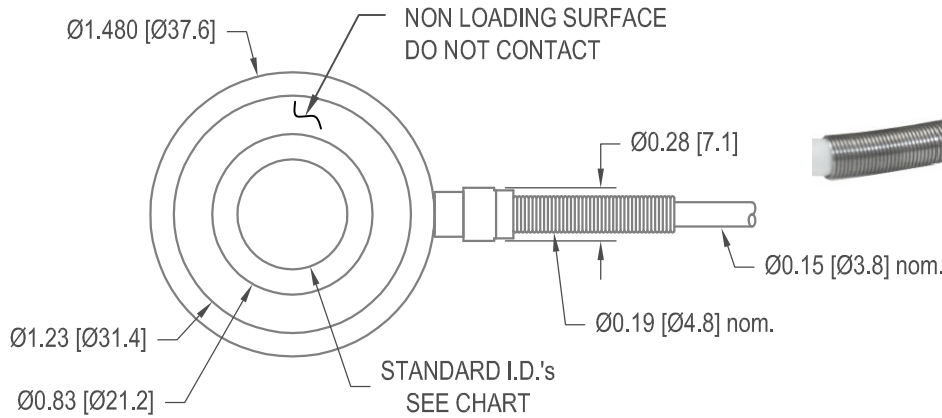

INCH [mm] | R.O.= Rated Output

WIRING CODE (WC1)

+Excitation	-Excitation	+Signal	-Signal
RED	BLACK	GREEN	WHITE

Shield
FLOATING

+ OUTPUT
(COMPRESSION)



ID	Inner Diameter DIMENSION ^{+0.01} / _{-0.00} [+0.25] / [-0.00]
1/8	0.134 [3.40]
3/16	0.197 [5.01]
1/4	0.259 [6.58]
5/16	0.322 [8.18]
3/8	0.384 [9.75]
7/16	0.447 [11.35]
1/2*	0.509 [12.93]
9/16	0.572 [14.53]
5/8*	0.634 [16.10]

SPECIFICATIONS:

RATED OUTPUT	2 mV/V nom.
CAPACITY $\frac{lb}{N}$	$\frac{100, 250, 500, 1000^*, 2000, 3000^*, 5000^*}{445, 1112, 2224, 4445^*, 8896, 13344^*, 22240^*}$
SAFE OVERLOAD	150% of R.O.
ZERO BALANCE	±3% of R.O.
EXCITATION (VDC OR VAC)	18 MAX
BRIDGE RESISTANCE	700 Ω nom.
NONLINEARITY	±0.5% of R.O.
HYSTERESIS	±0.5% of R.O.
NONREPEATABILITY	±0.5% of R.O.
TEMP. SHIFT ZERO	±0.005% of R.O./°F [0.01% of R.O./°C]
TEMP. SHIFT SPAN	±0.005% of LOAD/°F [0.01% of LOAD/°C]
COMPENSATED TEMP.	60 to 160°F [15 to 72°C]
OPERATING TEMP.	-60 to 200°F [-50 to 93°C]
WEIGHT	3.5 oz [99 g]
MATERIAL	17-4PH S.S.
DEFLECTION	0.002 [0.05] nom.
CABLE: #24 AWG, 4 Conductor, Braided Shielded Teflon Cable 10 ft [3 m] Long	
ACCESORIES AND RELATED INSTRUMENTS AVAILABLE	
CALIBRATION (STD)	5 pt. COMPRESSION; 100K Ω SHUNT CAL. VALUE
CALIBRATION TEST EXCITATION	10 VDC

* COMMONLY STOCKED CAPACITIES AND INNER DIAMETERS

NOTE:

WHILE TORQUING BOLTS, HIGH TENSION FORCES WILL OCCUR DURING INSTALLATION, WHICH COULD RESULT IN OVERLOADING THE SENSOR. FUTEK RECOMMENDS CONNECTING SENSOR TO A SYSTEM IN ORDER TO MONITOR THE APPLIED FORCES. FUTEK IS NOT LIABLE OR RESPONSIBLE FOR THE MISHANDLING OF THE SENSOR DURING INSTALLATION.