


FUTEK MODEL LCM300

ITEM NUMBER: FSH03755

Tension and Compression Load Cell w/ 4 Pin Lemo

INCH [mm]		R.O.= Rated Output	
CONNECTOR CODE (CC4)			
+ Excitation	- Excitation	+ Signal	- Signal
RED	BLACK	GREEN	WHITE
1	4	2	3
Shield			
FLOATING			



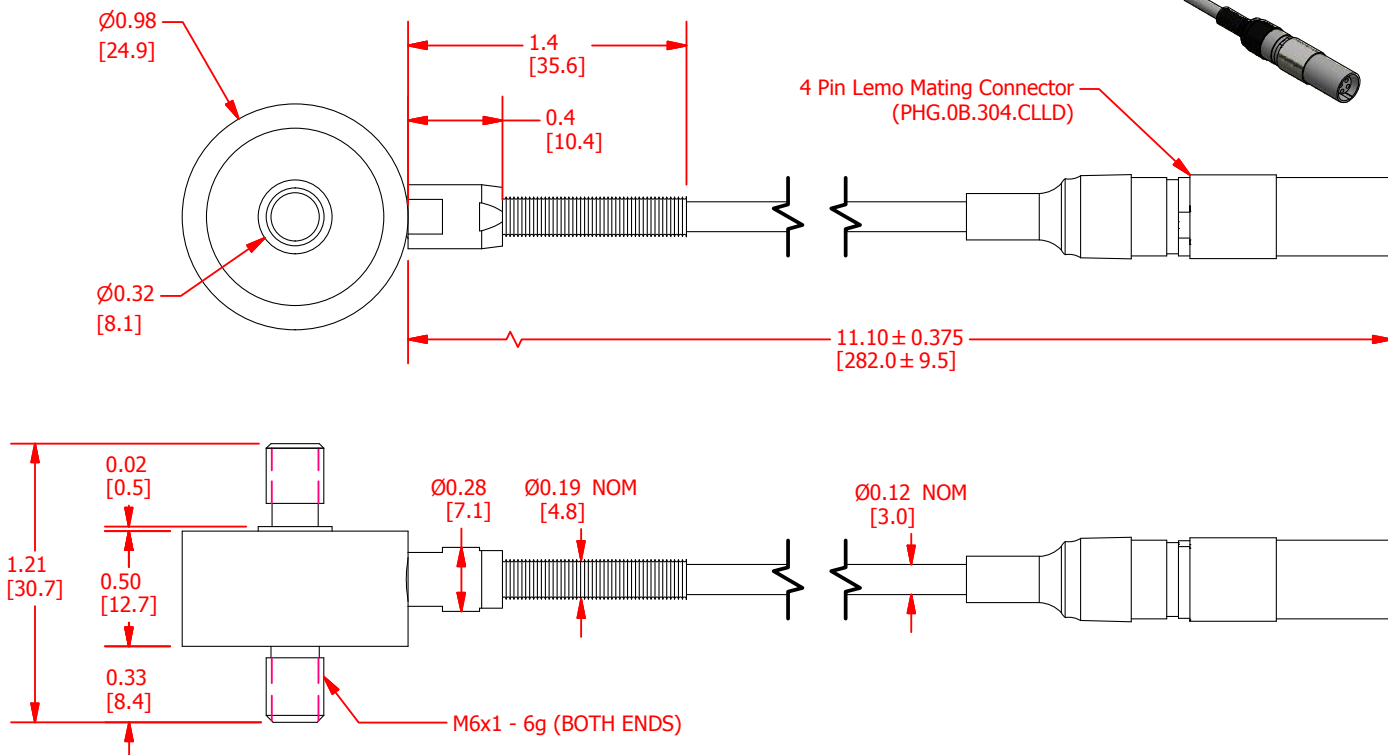
NON LOADING SURFACE

+ OUTPUT
(TENSION)

- OUTPUT
(COMPRESSION)

S/N

4 Pin Lemo Mating Connector
(PHG.0B.304.CLLD)



SPECIFICATIONS:

RATED OUTPUT	2 mV/V nom.
CAPACITY	1000 lb [4.448 kN]
SAFE OVERLOAD	150% of R.O.
ZERO BALANCE	±3% of R.O.
EXCITATION (VDC OR VAC)	15 MAX
BRIDGE RESISTANCE	700 Ω nom
NONLINEARITY	±0.5% of R.O.
HYSTERESIS	±0.5% of R.O.
NONREPEATABILITY	±0.1% of R.O.
TEMP. SHIFT ZERO	±0.005% of R.O./°F (±0.009 of R.O./°C)
TEMP. SHIFT SPAN	±0.02% of LOAD/°F (±0.036 of LOAD/°C)
COMPENSATED TEMP.	60 to 160 °F (16 to 71 °C)
OPERATING TEMP	-45 to 200 °F (-43 to 93 °C)
WEIGHT (approx)	0.3 lb
MATERIAL	17-4ph S.S. Flexure

CABLE: #28 Awg, 4 Conductor Braided Shielded PVC Cable, w/ 4 Pin Lemo Mating Connector (PHG.0B.304.CLLD)

CUSTOMER APPROVAL- COMPANY:

CUSTOMER APPROVAL- NAME / DATE:

REVISIONS: (Refer to dwg # revision sheet)

OUTLINE DRAWING

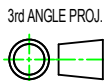
STANDARD NOTES: (Unless Otherwise Specified)

ALL DIMENSIONS ARE IN INCHES
DRAWING INTERPRETATION DIMS. PER ASME-Y14.5M
REMOVE BURRS AND BREAK SHARP EDGES .005 - .015
THREADS PER HANDBOOK H-28
DIMENSIONS ARE SHOWN AFTER PLATING

ANGLE:
± 1/2°

CHAMFER:
± 5°

TOLERANCE:
.X ± 0.1"
.XX ± 0.01"
.XXX ± 0.005"



This drawing is submitted solely for the information and exclusive use of the original addressee. It is not to be divulged in whole or in part, by any firm or individual without written permission from:

FUTEK
ADVANCED SENSOR TECHNOLOGY, INC.
10 THOMAS, IRVINE, CA 92618 USA
Phone: (949) 465-0900
Fax: (949) 465-0905

MODEL: **LCM300**

DWG No.: **FO1343**

DRAWN BY: **E. Pano**

CREATED DATE: **3/27/2013**

APPROVED BY: **R. Walker**

APPROVED DATE: **4/2/2013**

CHECKED BY:

CAGE: 1X8M6 SHEET: 1 OF 1