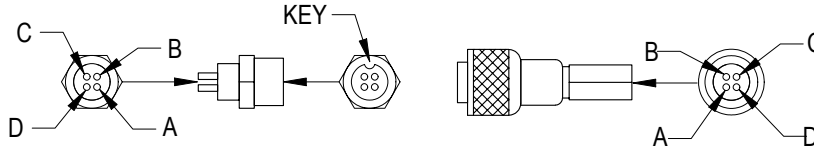
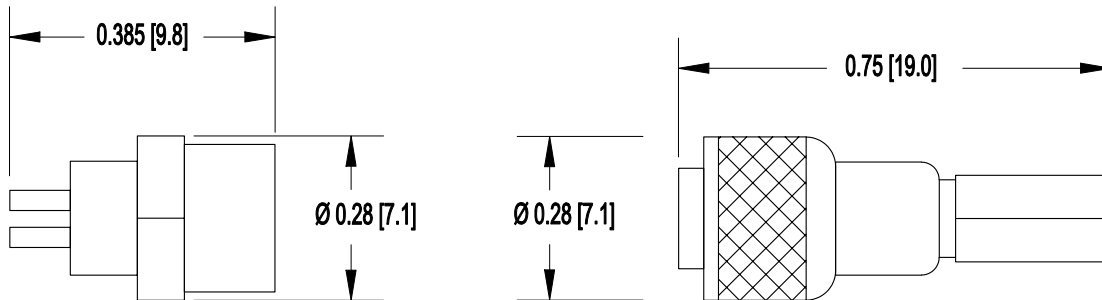


STANDARD WIRING CODE (CC 6)

+Excitation	-Excitation	+Signal	-Signal
RED PIN 'A'	BLACK PIN 'B'	GREEN PIN 'C'	WHITE PIN 'D'



MATERIAL SPECIFICATIONS	
SHELLS	BRASS
INSERTS & INSULATORS	TEFLON
PLATING	GOLD PLATE
RELIEF CAPS & GASKETS	SILICONE RUBBER



4 PIN MICRITECH RECEPTACLE  
DR-4S-4

4 PIN MICRITECH CONNECTOR  
DP-4S-1

APPLICABLE STANDARD		
RATING	WORKING VOLTAGE	400 V rms @ SEA LEVEL
	DIELECTRIC WITHSTANDING VOLTAGE	1000 V rms @ SEA LEVEL
	CONTACT CURRENT	1 A MAX.
	OPERATING TEMPERATURE	-60 ° F TO 500 ° F
	CONTACT RESISTANCE	4.0 milliohms MAX. @ 1 A

MATERIAL:

—

HEAT TREATMENT - FINISH:

—

REVISIONS: (Refer to dwg # revision sheet)

△ XXX

4 PIN MICRITECH MATERIAL SPECIFICATIONS

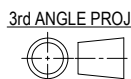
STANDARD NOTES: (Unless Otherwise Specified)

- ALL DIMENSIONS ARE IN INCHES
- DRAWING INTERPRETATION DIMS. PER ASME-Y14.5M
- SURFACE FINISH  $\sqrt{32}$  OR BETTER
- REMOVE BURRS AND BREAK SHARP EDGES .005 - .015
- THREADS PER HANDBOOK H-28
- DIMENSIONS ARE SHOWN AFTER PLATING

ANGLE:  
±1/2°

CHAMFER:  
±5°

TOLERANCE:  
.XX ±.01  
.XXX ±.005



*This drawing is submitted solely for the information and exclusive use of the original addressee. It is not to be divulged in whole or in part, by any firm or individual without written permission from:*

**FUTEK**  
ADVANCED SENSOR TECHNOLOGY, INC.  
10 THOMAS  
IRVINE, CA 92618 USA  
Phone: (949) 465-0900  
Fax: (949) 465-0905

MODEL: **CONNECTORS**

DRAWN BY: J. VARGAS

APPROVED BY: R. WALKER

DWG No.: **F4019**

CHECKED BY: R. WALKER

DATE: **July 31, 2001**