

## Terms and Conditions of Use

This drawing, including all information depicted herein (collectively, "Drawing"), is FUTEK's property and protected under applicable law, including copyright. FUTEK reserves all rights. The Drawing is provided solely for your information and exclusive use. **Except as expressly approved by FUTEK in writing, you may not reproduce or share this Drawing**, in whole or part, with any other firm or individual, or attempt to reverse engineer the Drawing or data contained therein. Any reproduction of this Drawing in whole or part must include this legend.

By accessing the Drawing, you agree that you have read, understand, and agree to abide by the stated Terms and Conditions of Use.

© 2023 FUTEK Advanced Sensor Technology, Inc.



**FEATURES**

- Fast Response time ( $\mu$ s)
- Environmental Protection, IP67 Rated
- Water Resistant and Outdoor Rated
- 17-4 PH stainless-steel construction
- Utilizes metal foil strain gauge technology
- Quick Disconnect Cable


 Non-loading surface, do not contact

 Active End


 Fixed End



Top view



Bottom view



+ Output (compression)

**SPECIFICATIONS**

**PERFORMANCE**

Nonlinearity	See chart on next page
Hysteresis	See chart on next page
Nonrepeatability	$\pm 0.05\%$ of RO

**ELECTRICAL**

Rated Output (RO)	2 mV/V nom (100 to 2000 lb), 2.5 mV/V nom (2500 lb)
Excitation (VDC or VAC)	18 max
Bridge Resistance	740 Ohm nom
Insulation Resistance	$\geq 500$ MOhm @ 50 VDC
Connection	4 Position Micro Receptacle
Wiring/Connector Code	CC19

**MECHANICAL**

Weight (approximate)	3.7 oz [102 g]
Safe Overload	150% of RO
Deflection	See chart on next page
Material	17-4PH stainless-steel
IP Rating	IP67

**TEMPERATURE**

Operating Temperature	$-60$ to $200^{\circ}\text{F}$ [ $-50$ to $93^{\circ}\text{C}$ ]
Compensated Temperature	$60$ to $160^{\circ}\text{F}$ [ $15$ to $72^{\circ}\text{C}$ ]
Temperature Shift Zero	$\pm 0.01\%$ of RO/ $^{\circ}\text{F}$ [ $0.018\%$ of RO/ $^{\circ}\text{C}$ ]
Temperature Shift Span	$\pm 0.02\%$ of LOAD/ $^{\circ}\text{F}$ [ $0.036\%$ of LOAD/ $^{\circ}\text{C}$ ]

**CALIBRATION**

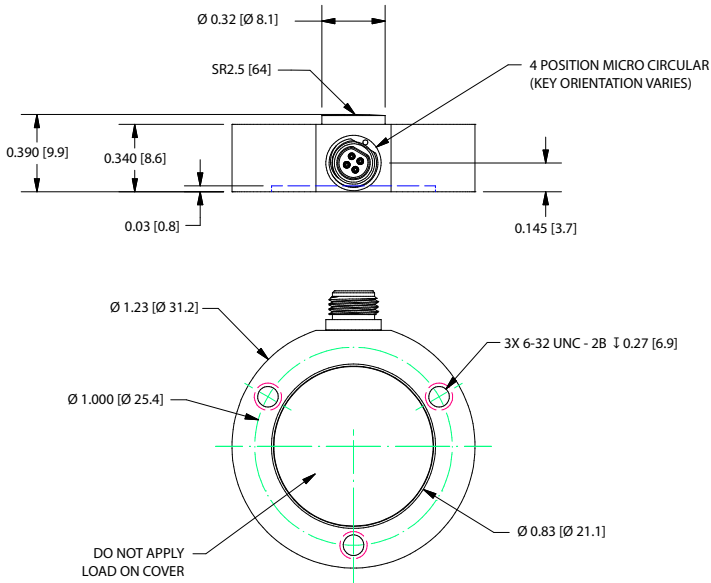
Calibration Test Excitation	10 VDC
Calibration (standard)	5-pt Compression
Shunt Calibration Value	100 kOhm, 87.325 kOhm (2500 lb)

**CONFORMITY**

RoHS	EU 2015/863
CE	EN55011; EN61326-1

## DIMENSIONS inches [mm]

TOLERANCE:  
 .X ± 0.1" [2.5]  
 .XX ± 0.01" [0.25]  
 .XXX ± 0.005" [0.127]



## FUTEK 4 PIN MICRO CIRCULAR (CC19)

1	+ EXCITATION	Red
2	- EXCITATION	Black
3	- SIGNAL	White
4	+ SIGNAL	Green



## CAPACITIES

ITEM #	lb.	N	Nonlinearity (% of RO)	Hysteresis (% of RO)	Deflection (in)	Natural Frequency (kHz)
FSH04603	100	445	±0.15	±0.15	0.001	14
FSH04604	250	1112	±0.15	±0.15	0.001	23
FSH04605	500	2224	±0.25	±0.25	0.001	32
FSH04606	1000	4448	±0.25	±0.25	0.0015	40
FSH04607	2000	8896	±0.35	±0.35	0.002	45
FSH04608	2500	11120	±0.50	±0.50	0.0024	45

Drawing Number: FI1536

FUTEK reserves the right to modify its design and specifications without notice. Please visit [www.futek.com/salesterms](http://www.futek.com/salesterms) for complete terms and conditions.

10 Thomas, Irvine, CA 92618 USA  
 Tel: (949) 465-0900

[www.futek.com](http://www.futek.com)



RoHS



U.S. Manufacturer