

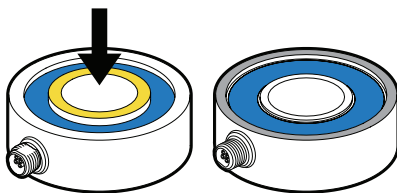


FEATURES

- Miniature through-hole design
- Low power consumption, suitable for battery-operated and confined spaces.
- Instrumented for optimized performance and minimized effects of extraneous loads.
- Suitable for limited space applications with high accuracy and reliability.
- Integrated 4-pin micro connector for convenient cable connection/disconnection.
- Welded isolation diaphragms for protection in harsh environments.
- ID of 1/4" to 5/8" available
- OEM options available.
- Featured in NASA's Orion deployment mechanism.
- Fast response (μ s) and low deflection

- Non-loading surface, do not contact**
- Active End**
- Fixed End**

+ Output (compression)



SPECIFICATIONS

PERFORMANCE

Nonlinearity	$\pm 0.5\%$ of RO
Hysteresis	$\pm 0.5\%$ of RO
Nonrepeatability	$\pm 0.5\%$ of RO

ELECTRICAL

Rated Output (RO)	1.5 mV/V (100 lb) 2 mV/V (250–5000 lb) nom
Excitation (VDC or VAC)	18 max
Bridge Resistance	700 Ohm nom
Insulation Resistance	≥ 500 MOhm @ 50 VDC
Connection	4 Position Micro Receptacle
Wiring Code	CC19

MECHANICAL

Weight (approximate)	3.5 oz [99 g]
Safe Overload	150% of RO
Deflection	0.002 in [0.05 mm] nom
Material	17-4 PH stainless-steel
IP Rating	See Capacity Charts

TEMPERATURE

Operating Temperature	-60 to 200°F (-50 to 93°C)
Compensated Temperature	60 to 160°F (15 to 72°C)
Temperature Shift Zero	$\pm 0.005\%$ of RO/°F (0.01% of RO/°C)
Temperature Shift Span	$\pm 0.005\%$ of Load/°F (0.01% of Load/°C)

CALIBRATION

Calibration Test Excitation	10 VDC
Calibration (standard)	5-pt Compression
Shunt Calibration Value	150 kOhm (100 lb) 100 kOhm (500–5000 lb)

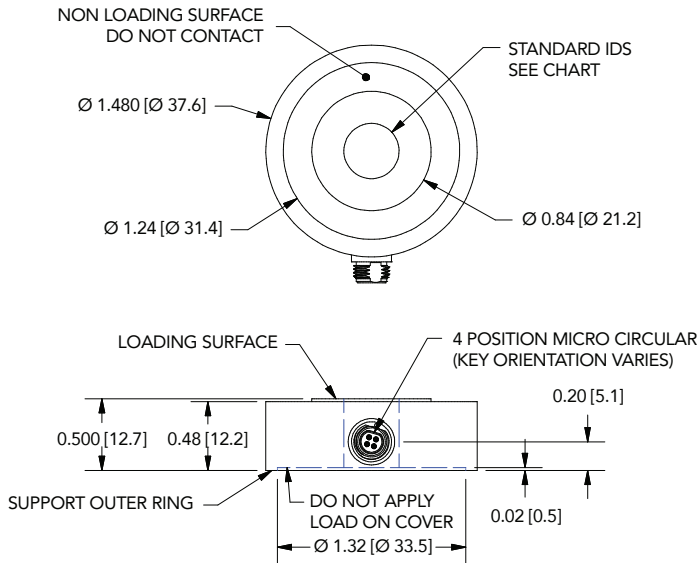
CONFORMITY

RoHS	2011/65/EU with 2015/863
CE	EN55011; EN61326-1



DIMENSIONS inches [mm]

TOLERANCE:
 .X ± 0.1" [2.5]
 .XX ± 0.01" [0.25]
 .XXX ± 0.005" [0.127]



CAPACITIES

ITEM #	lb	N	IP	Nominal ID
FSH04588	100	445	IP64	7/16 in [11.1 mm]
FSH04595	100	445	IP64	5/8 in [15.88 mm]
FSH04584	250	1112	IP64	3/8 in [9.53 mm]
FSH04596	250	1112	IP64	5/8 in [15.88 mm]
FSH04589	500	2224	IP64	1/2 in [12.7 mm]
FSH04597	500	2224	IP64	5/8 in [15.88 mm]
FSH04861	1000	4448	IP67	3/8 in [9.53 mm]
FSH04865	1000	4448	IP67	1/2 in [12.7 mm]
FSH04869	1000	4448	IP67	5/8 in [15.88 mm]
FSH04862	2000	8896	IP67	3/8 in [9.53 mm]
FSH04866	2000	8896	IP67	1/2 in [12.7 mm]
FSH04870	2000	8896	IP67	5/8 in [15.88 mm]
FSH04863	3000	13345	IP67	3/8 in [9.53 mm]
FSH04867	3000	13345	IP67	1/2 in [12.7 mm]
FSH04871	3000	13345	IP67	5/8 in [15.88 mm]
FSH04860	5000	22240	IP67	1/4 in [6.35 mm]
FSH04912	5000	22240	IP67	5/16 in [8.18 mm]
FSH04864	5000	22240	IP67	3/8 in [9.53 mm]
FSH04868	5000	22240	IP67	1/2 in [12.7 mm]
FSH04872	5000	22240	IP67	5/8 in [15.88 mm]


INNER DIAMETER (Actual)

ID	Dimension inches [mm]	$\begin{matrix} +0.01 \\ -0.00 \end{matrix} \begin{bmatrix} +0.25 \\ -0.00 \end{bmatrix}$
1/4"	0.259 [6.58]	
5/16"	0.322 [8.18]	
3/8"	0.384 [9.75]	
7/16"	0.447 [11.35]	
1/2"	0.509 [12.93]	
5/8"	0.634 [16.10]	

Note: While torquing bolts, high tension forces will occur during installation, which could result in overloading the sensor. FUTEK recommends connecting the sensor to a system in order to monitor the applied forces. FUTEK is not liable or responsible for the mishandling of the sensor during installation.

FUTEK 4 PIN MICRO CIRCULAR (CC19)

1	+ EXCITATION	Red
2	- EXCITATION	Black
3	- SIGNAL	White
4	+ SIGNAL	Green



Drawing Number: F11542-B

FUTEK reserves the right to modify its design and specifications without notice. Please visit www.futek.com/salesterms for complete terms and conditions.

10 Thomas, Irvine, CA 92618 USA
 futek@futek.com

www.futek.com



R0HS



U.S. Manufacturer