

Terms and Conditions of Use

This drawing, including all information depicted herein (collectively, "Drawing"), is FUTEK's property and protected under applicable law, including copyright. FUTEK reserves all rights. The Drawing is provided solely for your information and exclusive use. **Except as expressly approved by FUTEK in writing, you may not reproduce or share this Drawing**, in whole or part, with any other firm or individual, or attempt to reverse engineer the Drawing or data contained therein. Any reproduction of this Drawing in whole or part must include this legend.

By accessing the Drawing, you agree that you have read, understand, and agree to abide by the stated Terms and Conditions of Use.

© 2023 FUTEK Advanced Sensor Technology, Inc.

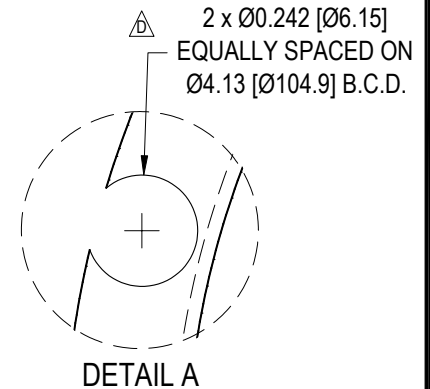
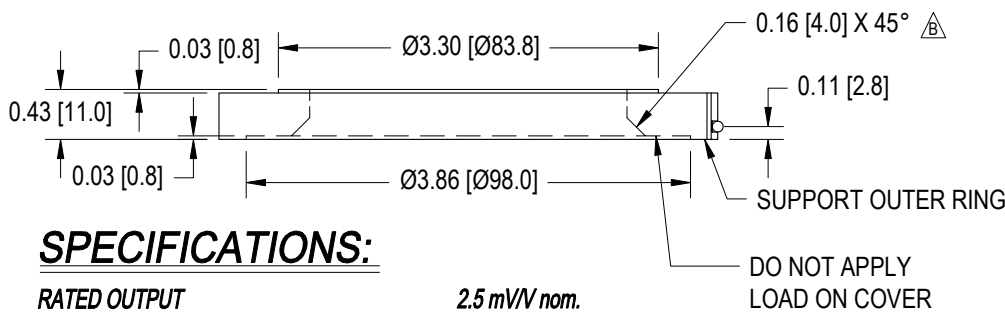
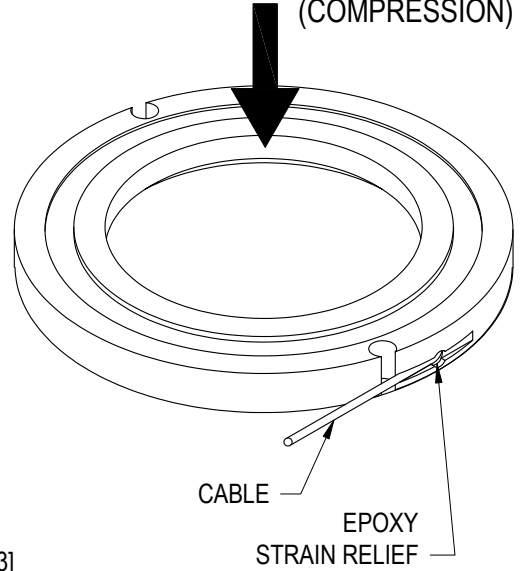
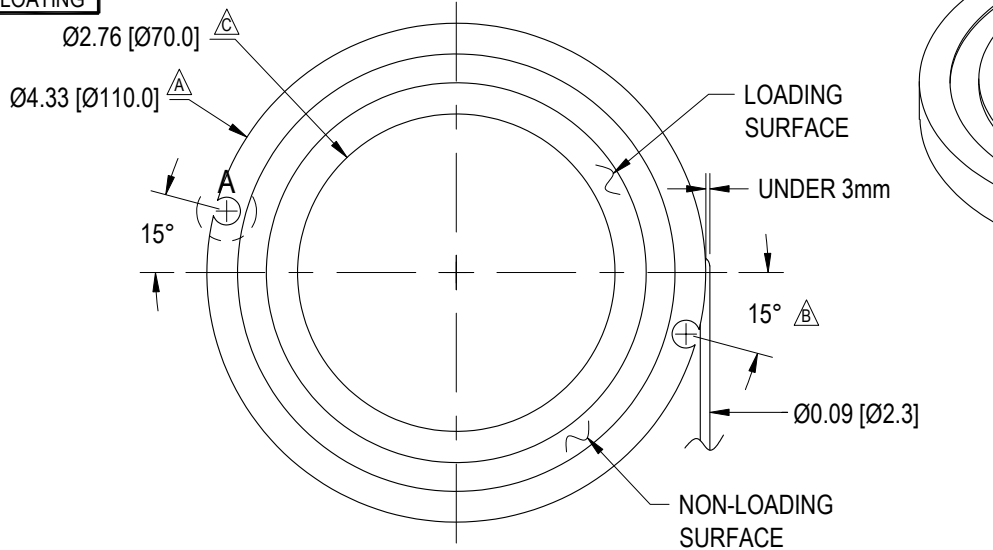
FUTEK MODEL QLA238 CUSTOM DONUT LOAD CELL

STOCK NUMBER: QSH00578 (Roller)

INCH (mm) | R.O.= Rated Output

WIRING CODE			
+Excitation	-Excitation	+Signal	-Signal
RED	BLACK	GREEN	WHITE
Shield			
FLOATING			

+ OUTPUT
(COMPRESSION)



SPECIFICATIONS:

RATED OUTPUT	2.5 mV/V nom.
△ CAPACITY	40000 lbs
△ SAFE OVERLOAD	NONE
ZERO BALANCE	±3% of R.O.
EXCITATION (VDC OR VAC)	18 MAX
BRIDGE RESISTANCE	350Ω nom
NONLINEARITY	±2% of R.O.
NONREPEATABILITY	±0.5% of R.O.
TEMP. SHIFT ZERO	±0.02% of R.O./°F
TEMP. SHIFT SPAN	±0.02% of LOAD/°F
COMPENSATED TEMP.	60 to 160°F
OPERATING TEMP.	0 to 200°F
△ WEIGHT	0.9 lb
MATERIAL	STAINLESS STEEL
△ CABLE: #29 Awg 4 Conductor Spiral Shielded Silicone Cable, 10 ft Long	

NOTE:

WHILE TORQUING BOLTS, HIGH TENSION FORCES WILL OCCUR DURING INSTALLATION, WHICH COULD RESULT IN OVERLOADING THE SENSOR. FUTEK RECOMMENDS CONNECTING SENSOR TO A SYSTEM IN ORDER TO MONITOR THE APPLIED FORCES. FUTEK IS NOT LIABLE OR RESPONSIBLE FOR THE MISHANDLING OF THE SENSOR DURING INSTALLATION.

MATERIAL:	—
HEAT TREATMENT - FINISH:	—
REVISIONS: (Refer to dwg # revision sheet)	
△ 05-10-05	
△ 05-13-05	
△ 05-19-05	
△ 05-26-05	

OUTLINE DRAWING

STANDARD NOTES: (Unless Otherwise Specified)

- ALL DIMENSIONS ARE IN INCHES
- DRAWING INTERPRETATION DIMS. PER ASME-Y14.5M
- REMOVE BURRS AND BREAK SHARP EDGES .005 - .015
- THREADS PER HANDBOOK H-28
- DIMENSIONS ARE SHOWN AFTER PLATING

ANGLE: ±1/2°
CHAMFER: ±5°
TOLERANCE: .XX ±.01
.XXX ±.005

3rd ANGLE PROJ.

This drawing, including all information depicted herein (collectively, "Drawing"), is FUTEK's property and protected under applicable law, including copyright. FUTEK reserves all rights. The Drawing is provided solely for your information and exclusive use. Except as expressly approved by FUTEK in writing, you may not reproduce or share this Drawing, in whole or part, with any other firm or individual, or attempt to reverse engineer the Drawing or data contained therein. Any reproduction of this Drawing in whole or part must include this legend.

FUTEK

CAGE: 1X8M6

MODEL: QLA238	DWG No.: FO1092
DRAWN BY: H. AU	CHECKED BY: J. VARGAS
APPROVED BY: R. WALKER	DATE: APR. 7, 2005