

Terms and Conditions of Use

This drawing, including all information depicted herein (collectively, "Drawing"), is FUTEK's property and protected under applicable law, including copyright. FUTEK reserves all rights. The Drawing is provided solely for your information and exclusive use. **Except as expressly approved by FUTEK in writing, you may not reproduce or share this Drawing**, in whole or part, with any other firm or individual, or attempt to reverse engineer the Drawing or data contained therein. Any reproduction of this Drawing in whole or part must include this legend.

By accessing the Drawing, you agree that you have read, understand, and agree to abide by the stated Terms and Conditions of Use.

© 2023 FUTEK Advanced Sensor Technology, Inc.

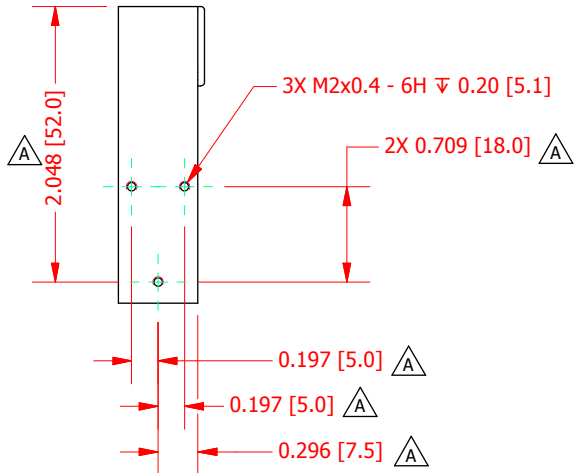
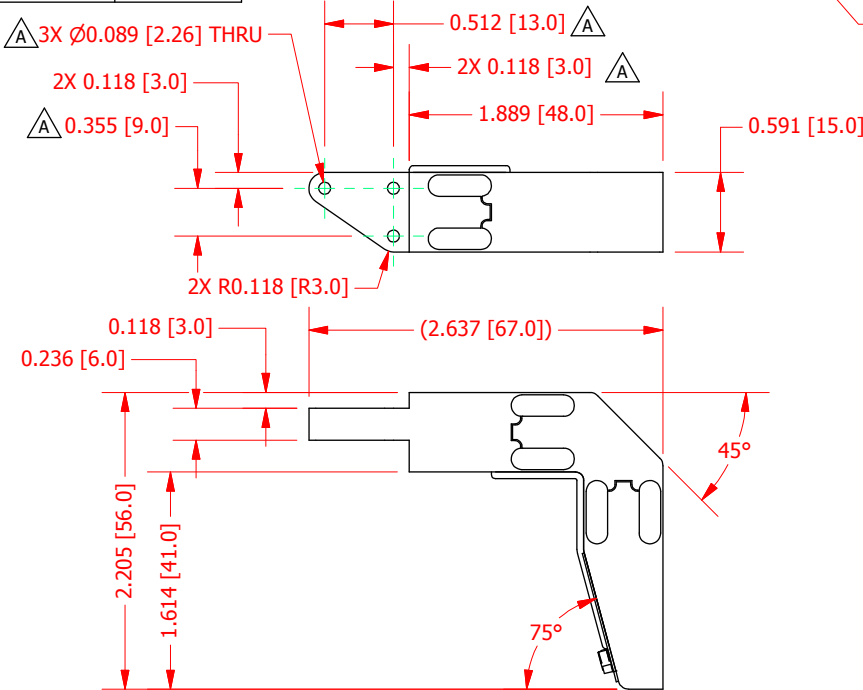
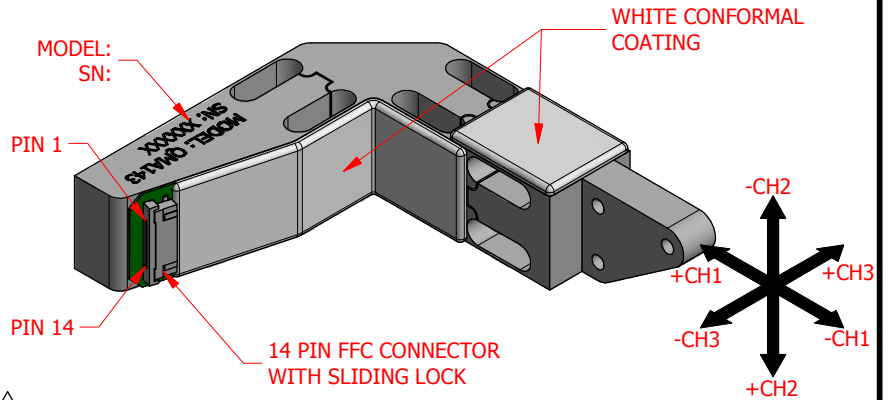
FUTEK MODEL QMA143

Custom Tri-Axial Bending Beam Load Cell with Triangular Bolt Pattern

ITEM NUMBER: QSH01961

INCH [mm] | R.O.= Rated Output

WIRING CODE			
+ Excitation	+ Excitation	- Excitation	- Excitation
Pin 1	Pin 2	Pin 3	Pin 4
Ground*	Ch1 + Signal	Ch1 - Signal	Ground*
Pin 5	Pin 6	Pin 7	Pin 8
Ch 2 +Signal	Ch2 -Signal	Ground*	Ch3 +Signal
Pin 9	Pin 10	Pin 11	Pin 12
Ch 3 -Signal	Ground*	*Ground is floating from sensor body	
Pin 13	Pin 14		



SPECIFICATIONS:

RATED OUTPUT	1.5 mV/V nom.
CAPACITY	5 lb. [22.2N]
SAFE OVERLOAD	500 % of R.O.
ZERO BALANCE	±2% of R.O.
EXCITATION (VDC OR VAC)	15 VDC MAX
BRIDGE RESISTANCE	117/350 Ω nom.
NONLINEARITY	±0.25% of R.O.
HYSTERESIS	±0.25% of R.O.
NONREPEATABILITY	±0.1% of R.O.
TEMP. SHIFT ZERO	±0.01% of R.O./°F (±0.018 of R.O./°C)
COMPENSATED TEMP.	60 to 160 °F (16 to 71 °C)
OPERATING TEMP	-40 to 180 °F (-40 to 82 °C)
MATERIAL	CLEAR ANODIZED ALUMINUM
CABLE: FPC/FFC 14POS 0.020" PITCH WITH SLIDE LOCK	
CE CONFORMITY	2011/65/EU

CUSTOMER APPROVAL- COMPANY:

OUTLINE DRAWING

FUTEK

This drawing, including all information depicted herein (collectively, "Drawing"), is FUTEK's property and protected under applicable law, including copyright. FUTEK reserves all rights. The Drawing is provided solely for your information and exclusive use. Except as expressly approved by FUTEK in writing, you may not reproduce or share this Drawing, in whole or part with any other firm or individual, or attempt to reverse engineer the Drawing or data contained therein. Any reproduction of this Drawing in whole or part must include this legend.

CUSTOMER APPROVAL- NAME / DATE:

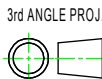
STANDARD NOTES: (Unless Otherwise Specified)

ALL DIMENSIONS ARE IN INCHES
DRAWING INTERPRETATION DIMS. PER ASME-Y14.5
REMOVE BURRS AND BREAK SHARP EDGES .005 - .015
THREADS PER HANDBOOK H-28
DIMENSIONS ARE SHOWN AFTER PLATING

ANGLE:
± 1/2°

CHAMFER:
± 5°

TOLERANCE:
.X ± 0.1"
.XX ± 0.01"
.XXX ± 0.005"



REVISIONS: (Refer to dwg # revision sheet)

A 1/23/2018

MODEL: **QMA143**

DWG No.: **FO1455-A**

DRAWN BY: S. MICHEL

CREATED DATE: 1/8/2018

APPROVED BY: R. WALKER

APPROVED DATE: 1/9/2018

CHECKED BY:

CAGE: 1X8M6 SHEET: 1 OF 1