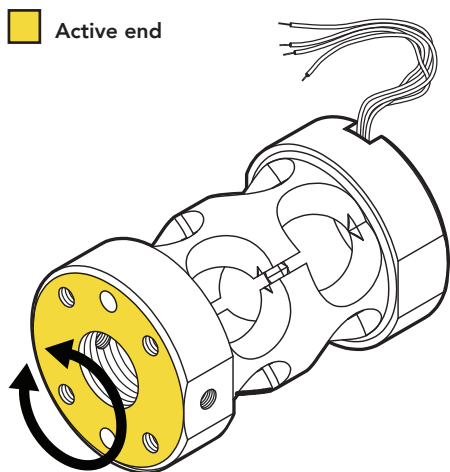




FEATURES

- Easily integrates into OEM applications
- Intended for high volume applications
- Aluminum construction
- .5 inch through holes
- Designed for Torque auditing
- Uses strain gauge technology



– Output (CCW)
+ Output (CW)

SPECIFICATIONS

PERFORMANCE

Nonlinearity	±0.2% of RO
Hysteresis	±0.2% of RO
Nonrepeatability	±0.05% of RO

ELECTRICAL

Rated Output (RO)	2 mV/V nom
Excitation (VDC or VAC)	18 max
Bridge Resistance	1000 Ohm nom
Connection	#29 AWG, 4 conductor, spiral Teflon cable 6 in [152.4 mm] long
Wiring Code	WC1

MECHANICAL

Weight (approximate)	2.3 oz [65.2 g]
Safe Overload	150% of RO
Material	Aluminum
IP Rating	IP00

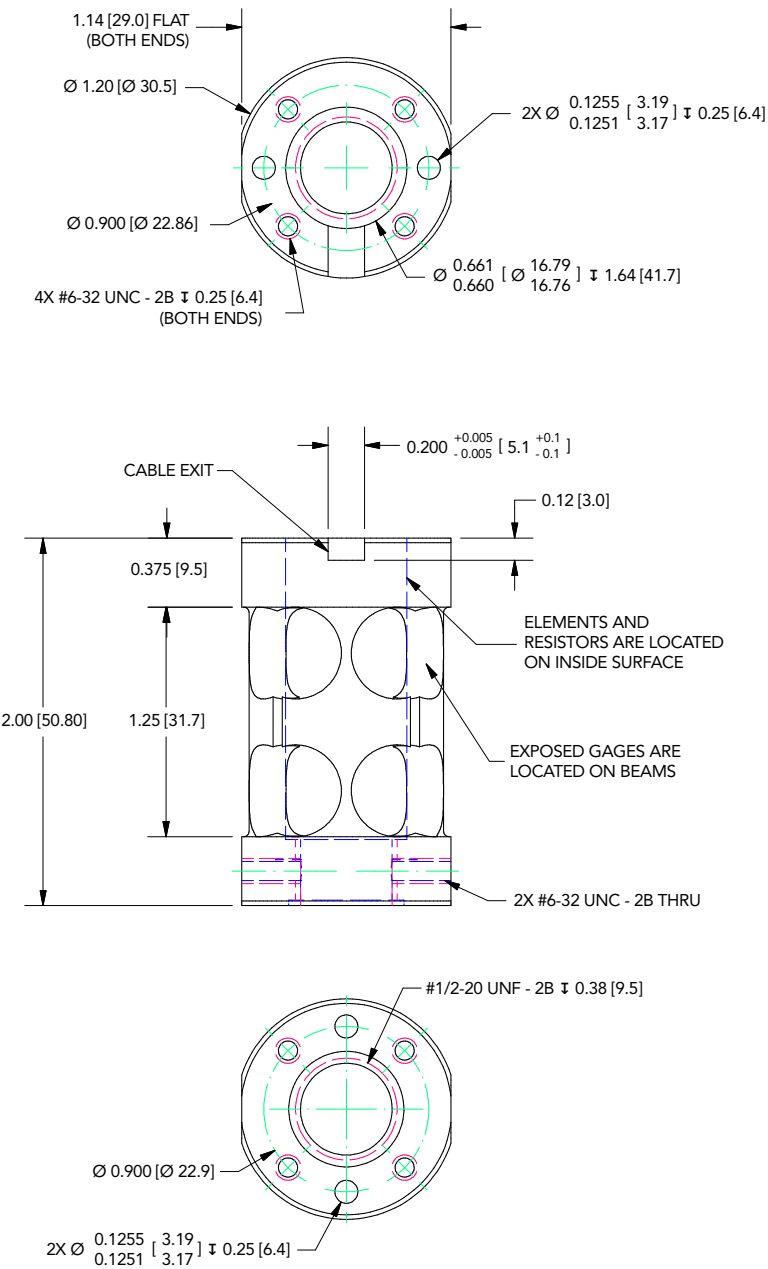
TEMPERATURE

Operating Temperature	–60 to 200°F (–50 to 93°C)
Compensated Temperature	60 to 160°F (15 to 72°C)
Temperature Shift Zero	±0.002% of RO/°F (0.0036% of RO/°C)
Temperature Shift Span	±0.002% of Load/°F (0.0036% of Load/°C)

CALIBRATION

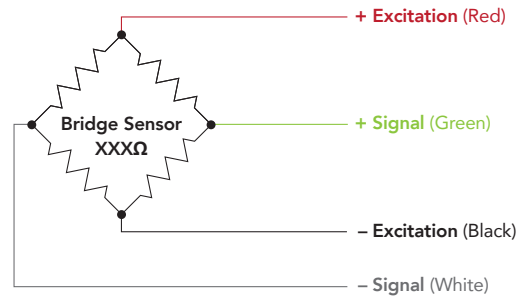
Calibration Test Excitation	10 VDC
Calibration (standard)	Certificate of Conformance
Calibration (available)	5-pt CW & CCW
Shunt Calibration Value	150 kOhm

DIMENSIONS inches [mm]



WIRING CODE (WC1)

RED	+ EXCITATION
BLACK	- EXCITATION
GREEN	+ SIGNAL
WHITE	- SIGNAL



CAPACITIES

ITEM #	in-oz	Nm	Torsional Stiffness in-oz/rad	Natural Frequency (Hz)
FSH04055	20	0.14	950	263
FSH04056	50	0.35	3360	493
FSH04057	12 in-lb	1.36	1170 in-lb/rad	1155
FSH04058	50 in-lb	5.65	8090 in-lb/rad	2941
FSH04059	100 in-lb	11.3	16700 in-lb/rad	4159

Drawing Number: F11440-A

FUTEK reserves the right to modify its design and specifications without notice. Please visit <http://www.futek.com/salesterms> for complete terms and conditions.

10 Thomas, Irvine, CA 92618 USA

Tel: (949) 465-0900

Fax: (949) 465-0905

www.futek.com



R0HS



U.S. Manufacturer