

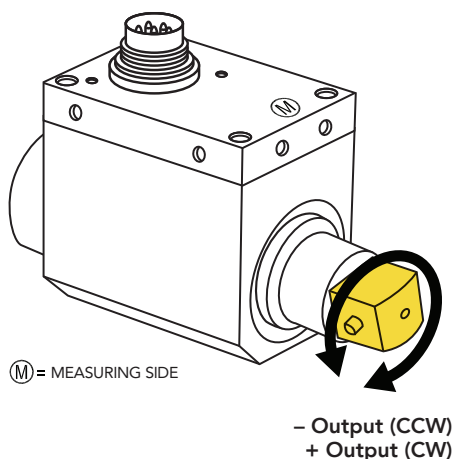
# Non-Contact Square-Drive Rotary Torque Sensor with Encoder



## FEATURES

- Utilizes strain gauge technology
- Angle speed feedback included
- Compact size
- Can operate up to 7000 RPM

### ■ Active end



## SPECIFICATIONS

### PERFORMANCE

Nonlinearity	±0.2% of RO
Hysteresis	±0.1% of RO
Nonrepeatability	±0.2% of RO
Rotational Speed	7000 RPM Max

### ELECTRICAL

Rated Output (RO)	±5 VDC
Excitation (VDC or VAC)	11 to 26 VDC, 1 Watt
Connection	12 pin Binder Series #581 (09-0331-90-12)

### MECHANICAL

Safe Overload	150% of RO
Material	Aluminum (Housing) Steel Alloy (Shaft)
IP Rating	IP40

### TEMPERATURE

Operating Temperature	–13 to 176°F (–25 to 80°C)
Compensated Temperature	41 to 122°F (5 to 50°C)
Temperature Shift Zero	±0.01% of RO/°F (±0.02% of RO/°C)
Temperature Shift Span	±0.01% of Load/°F (±0.02% of Load/°C)

### CALIBRATION

Calibration Test Excitation	12 VDC
Calibration (standard)	Certificate of Conformance
Calibration (available)	5-pt CW & CCW
Shunt Calibration	With sensor fully connected apply 11–26 VDC to Pins A & K to generate 5 VDC nom output

### ENCODER

Output	Impulse (TTL)
Pulses per Revolution	2 × 360
Excitation	5 VDC, 40 mA max
Angle 1	Leading Pulse
Angle 2	Trailing Pulse (90°)

### CONFORMITY

RoHS	2014/30/EU
CE	<a href="#">Declaration of Conformity</a>

## TORQUE CONNECTIONS

PIN	COLOR	DESCRIPTION
C	Green	+ Voltage Output
D	White	- Voltage Output
E	Black	Ground
F	Red	Power Supply

## ANGLE CONNECTOR CODES

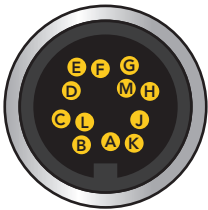
PIN	COLOR	DESCRIPTION
B	Blue	Signal (Angle 1)
E	Black	Ground
G	Brown	Signal (Angle 2)
H	Orange	Power

## SHUNT CAL CONNECTOR CODES

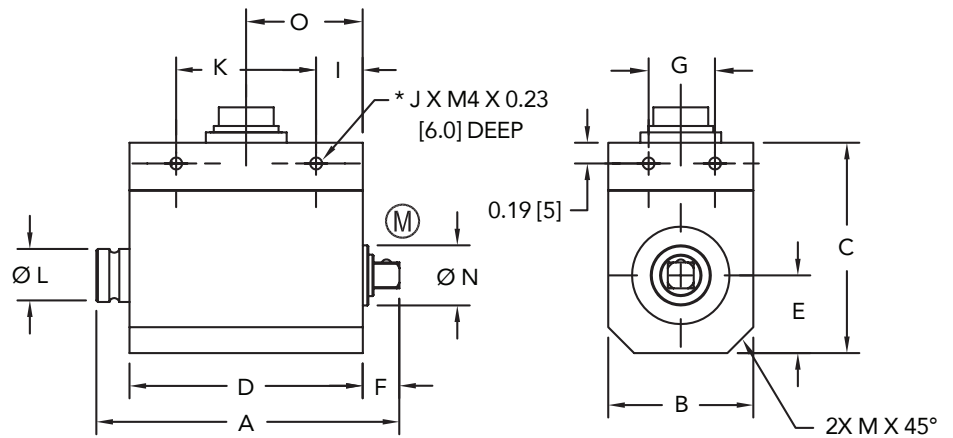
PIN	COLOR	DESCRIPTION
A	Yellow	Ground
K	Purple	Power

## SHIELD CONNECTOR CODES

PIN	COLOR	DESCRIPTION
M	Floating	Shield

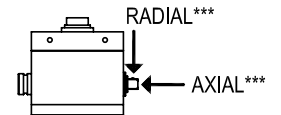


## DIMENSIONS inches [mm]



(M) = MEASURING SIDE

TORQUE SENSOR WITH SQUARE DRIVE PER DIN 3121 E, F, G & H  
 \* ANTI-ROTATION HOLES, NOT TO BE USED TO SUPPORT LOAD  
 \*\* MAXIMUM LOAD ALLOWED, NOT FOR MEASUREMENT



## MASS MOMENT OF INERTIA (kg × cm<sup>2</sup>)

ITEM #	Measuring End	Drive End
FSH02024	0.013	0.0157
FSH02025	0.013	0.0157
FSH02026	0.055	0.011
FSH02027	0.055	0.011
FSH02028	0.069	0.1
FSH02029	0.069	0.1
FSH02030	0.069	0.1
FSH02031	0.68	1.0
FSH02032	0.68	1.0
FSH02033	0.68	1.0
FSH02034	2.45	3.25

### Sensor Solution Source

Load · Torque · Pressure · Multi-Axis · Calibration · Instruments · Software

www.futek.com



U.S. Manufacturer

## CAPACITIES

ITEM #	Nm [in-lb]	Sq. Drive	A	B	C	D	E	F	G	J	I	K	ØL	M	ØN	O	***Max Axial Force lb [N]	***Max Radial Force lb [N]	Torsional Stiffness Nm/rad	
FSH02024	12 [106]	1/4"	2.95 [75]	1.1 [28]	2.04 [52]	2.28 [58]	0.55 [14]	0.33 [8.5]	0.31 [8]	6	0.43 [11]	-	0.51 [13]	0.32 [8]	0.39 [10]	1.46 [37]	34 [150]	7 [30]	1200	
FSH02025	18 [159]		1200																	
FSH02026	50 [443]	3/8"	3.97 [101]	1.49 [38]	2.28 [58]	2.32 [59]	0.75 [19]	0.84 [21.5]	0.55 [14]	8	0.47 [12]	1.38 [35]	0.98 [25]	0.40 [10]	0.67 [17]	1.50 [38]	112 [500]	13.5 [60]	6100	
FSH02027	63 [558]		6100																	
FSH02028	100 [885]	1/2"	4.17 [106]	1.49 [38]	2.28 [58]	2.32 [59]	0.75 [19]	1.02 [26]	0.55 [14]	8	0.47 [12]	1.38 [35]	0.98 [25]	0.67 [17]	1.50 [38]	225 [1000]	22.5 [100]	157 [700]	22.5 [100]	10100
FSH02029	150 [1328]																	10100		
FSH02030	160 [1416]																	10100		
FSH02031	250 [2213]	3/4"	5.31 [135]	2.28 [58]	2.99 [76]	2.52 [64]	1.14 [29]	1.57 [40]	1.18 [30]	8	0.55 [14]	1.41 [36]	1.57 [40]	1.18 [30]	1.57 [40]	450 [2000]	34 [150]	63600	63600	63600
FSH02032	300 [2655]																	63600		
FSH02033	500 [4425]																	63600		
FSH02034	1000 [8851]	1"	6.97 [177]	2.87 [73]	3.54 [90]	2.87 [73]	1.43 [36.5]	2.26 [57.5]	1.77 [45]	8	0.55 [14]	1.77 [45]	1.97 [50]	0.71 [18]	1.57 [40]	1.73 [44]	900 [4000]	56 [250]	127000	

Drawing Number: FI1401-D

FUTEK reserves the right to modify its design and specifications without notice.  
Please visit <http://www.futek.com/salesterms> for complete terms and conditions.

